



### District Report Card: 2017


<b>State:</b> Sikkim	<b>District:</b> East Sikkim
<b>Class:</b> 5	<b>Subject:</b> Language
<b>Schools:</b> 52	<b>Students:</b> 909


### Participation/Coverage


#### Students

<b>GENDER</b> 	Boys		Girls	
	Number	%	Number	%
	441	48.51	468	51.49

<b>AREA</b> 	Rural		Urban	
	Number	%	Number	%
	553	60.84	356	39.16

<b>CATEGORY</b> 	SC		ST		OBC		GEN	
	Number	%	Number	%	Number	%	Number	%
	90	9.90	276	30.36	329	36.19	214	23.54

<b>CWSN</b> 	LD	VI	HI	S&LD	ID	Oth
	2	0	2	2	5	3

<b>Management</b> 	Government		Government-aided	
	Number	%	Number	%
	879	96.70	30	3.30

### Average Performance of Students in Language (%)

Overall	Gender		Area		Management		Social Group			
	Male	Female	Rural	Urban	Govt.	Aided	SC	ST	OBC	GEN
45.21	44.08	46.28	45.59	44.63	45.34	41.56	43.63	45.70	44.09	46.98

## Performance on Learning Outcomes (LOs)

Learning Outcomes	Description	Average Performance(%)
L504	Reads and comprehends independently storybooks, news items/ headlines, advertisements etc.	44.31
L508	Reads text with comprehension, locates details and sequence of events	45.67

Range of Performance of Students who Answered Correctly							
Below 30%		30% - 50%		50% - 75%		Above 75%	
Number	%	Number	%	Number	%	Number	%
178	19.58	385	42.35	300	33.00	46	5.06

## Lowest Performing Learning Outcomes (LOs)

- 1 - Reads and comprehends independently storybooks, news items/ headlines, advertisements etc. (44.31)
- 2 - Reads text with comprehension, locates details and sequence of events (45.67)